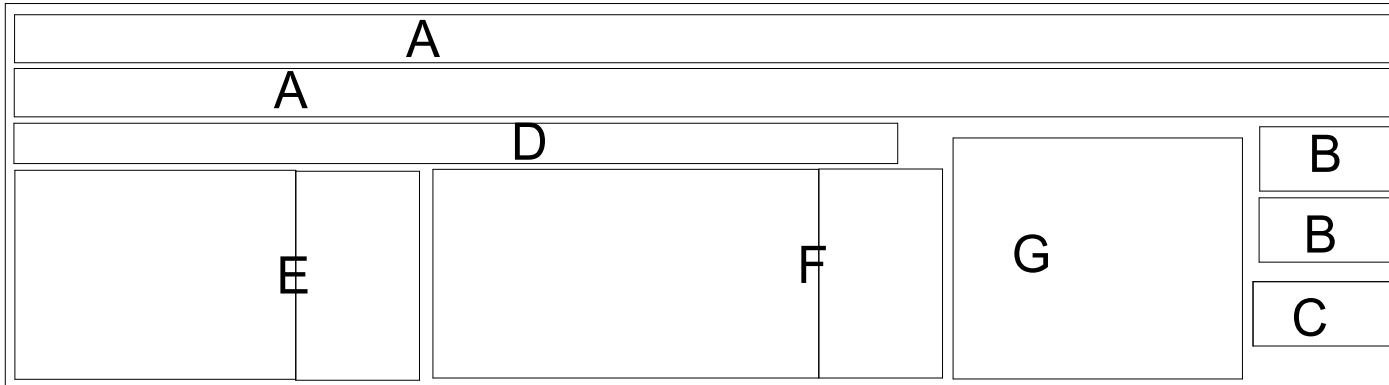
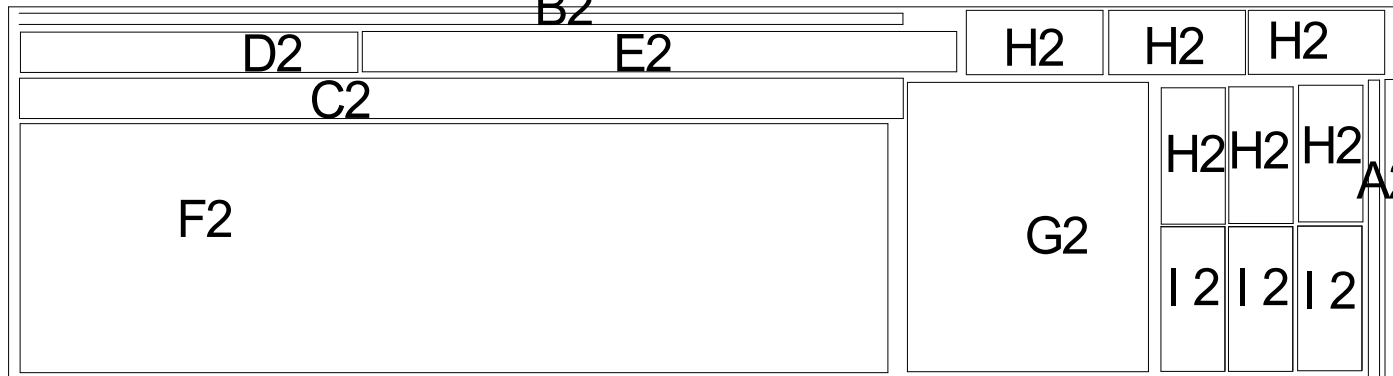


Panel 1 8.7m \* 2.4m peel ply 1200 quad 20mm H80 diab foam 1200 quad peel ply



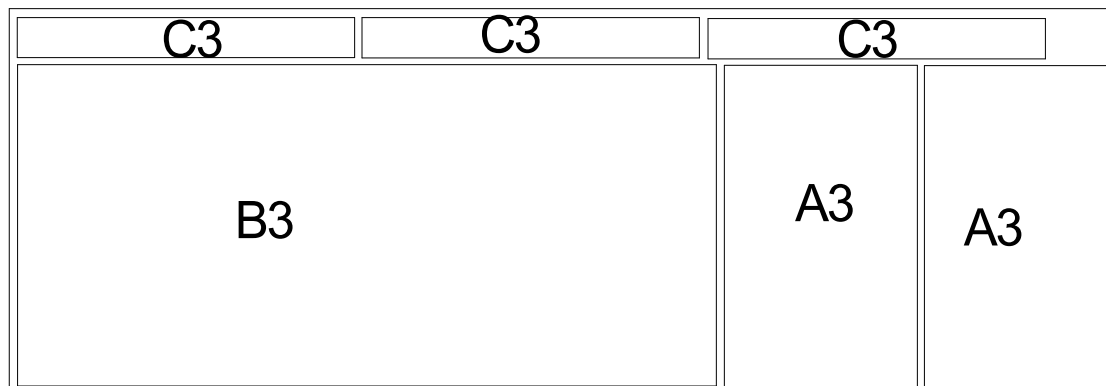
- A** Underwing flair 0.3m x 1.2m
- B** Aft Engine room frames 0.4m x 0.85m
- C** For Engine room frames 0.4m x 0.9m
- D** Saloon floor beam 0.25m x 5.5m
- E** Hull floor port 1.3m x 2.52m
- F** Hull floor stb 1.3m x 3.15m
- G** Hull aft bulkhead saloon port 1.5m x 1.8m

Panel 2 8.7m \* 2.4m peel ply 1200 quad 20mm H80 diab foam 1200 quad peel ply



- A2** Cockpit floor beam 0.07m x 1.85m
- B2** Cockpit floor beam 0.07m x 5.5m
- C2** Saloon floor beam 0.25m x 5.5m
- D2** Saloon floor beam 0.25m x 2.1m
- E2** Saloon floor beam 0.25m x 3.7m
- F2** Cockpit floor 1.55m x 5.4m
- G2** Hull aft bulkhead saloon stb 1.5m x 1.8m
- H2** Aft Engine room frames 0.4m x 0.85m
- I2** For Engine room frames 0.4m x 0.9m

Panel 3 7m \* 2.4m peel ply 1200 quad 20mm H80 diab foam 1200 quad peel ply



- A3** Saloon floor aft port & Stb 1.2m x 2m
- B3** Saloon floor centre 2m x 4.35m
- C3** Saloon floor beam 0.25m x 2.1m

Drawing Description

Harris 48 power cat

Drawn By Wayne Hill  
This drawing to be used for  
Windspeed panel kits only  
Copyright 2009

Dated  
16 / 09 / 2009

**Windspeed  
Corporation**

Contact Details  
Ph 0407378988  
info@windspeed.com.au  
www.windspeed.com.au

